



Homeless People and Impacts of
COVID-19 in Brandon, Manitoba

Demographics of Homeless Population



Funded by the Government
of Canada's Reaching Home:
Canada's Homelessness Strategy



Objectives of Study

To better understand who is homeless and impacts of COVID-19, we use HIFIS data. Three snapshots in time compare three demographic characteristics of the homeless, namely: Pre COVID, in 1st wave and in 2nd wave.

Comparison between Pre-COVID, 1st and 2nd COVID-19 Wave

Below, a glimpse of age, gender and cultural identify are highlighted to illustrate the impact of COVID on those homeless in Brandon.

Figure 1: Age Demographics of Homeless Population

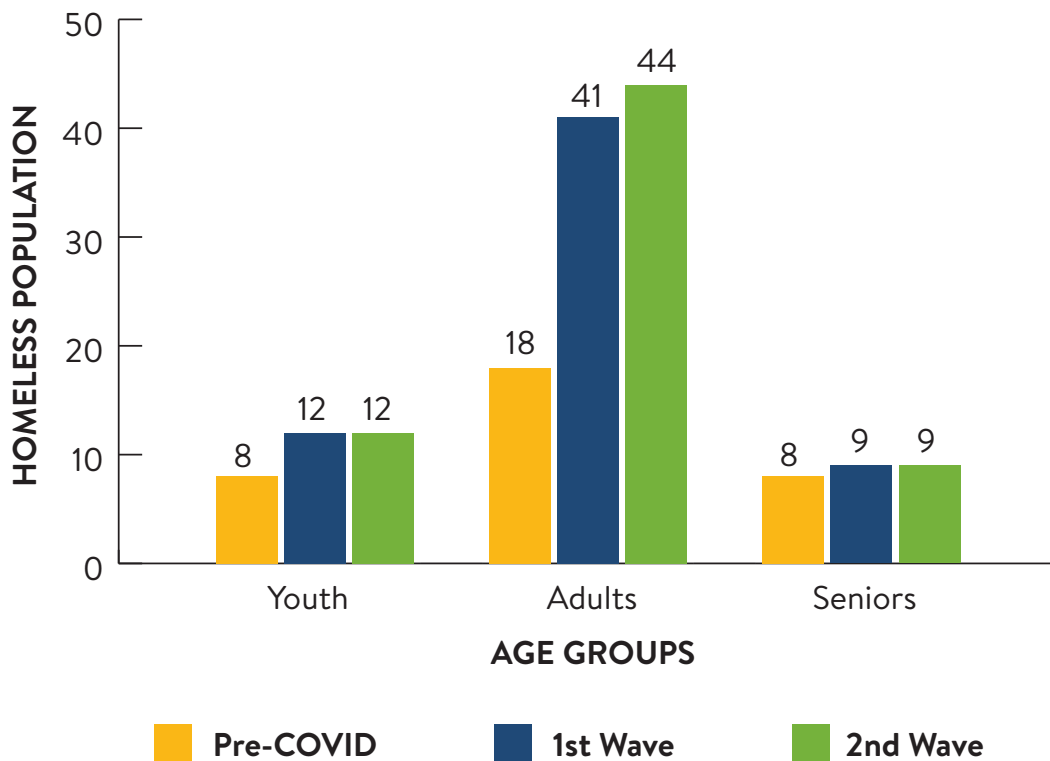


Figure 2: Gender Demographics of Homeless Population

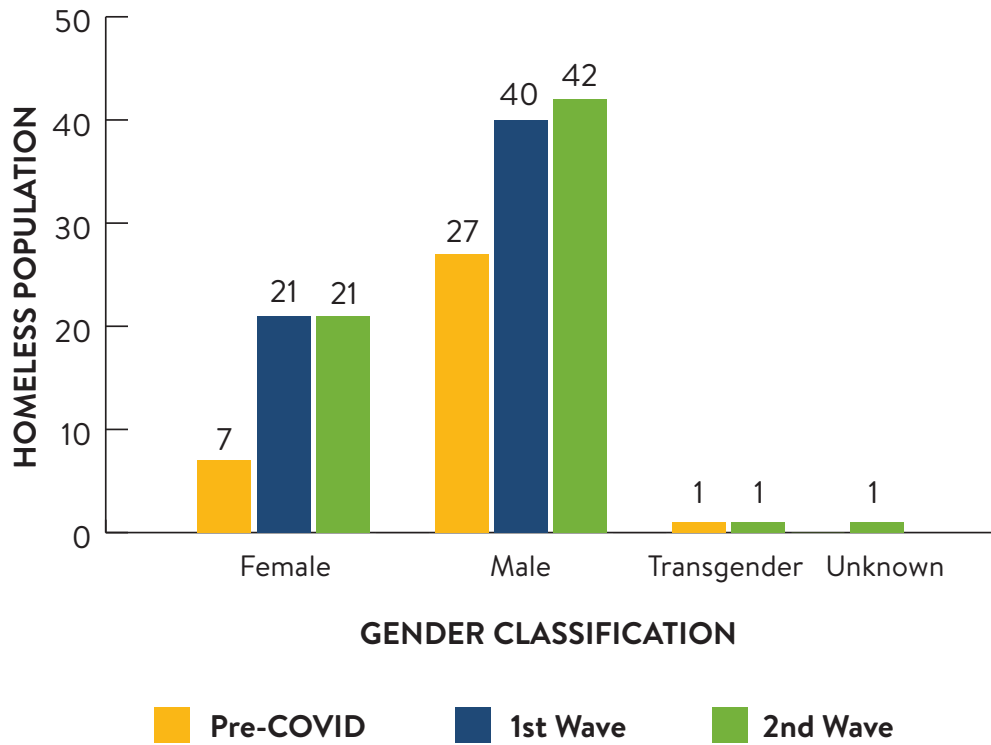
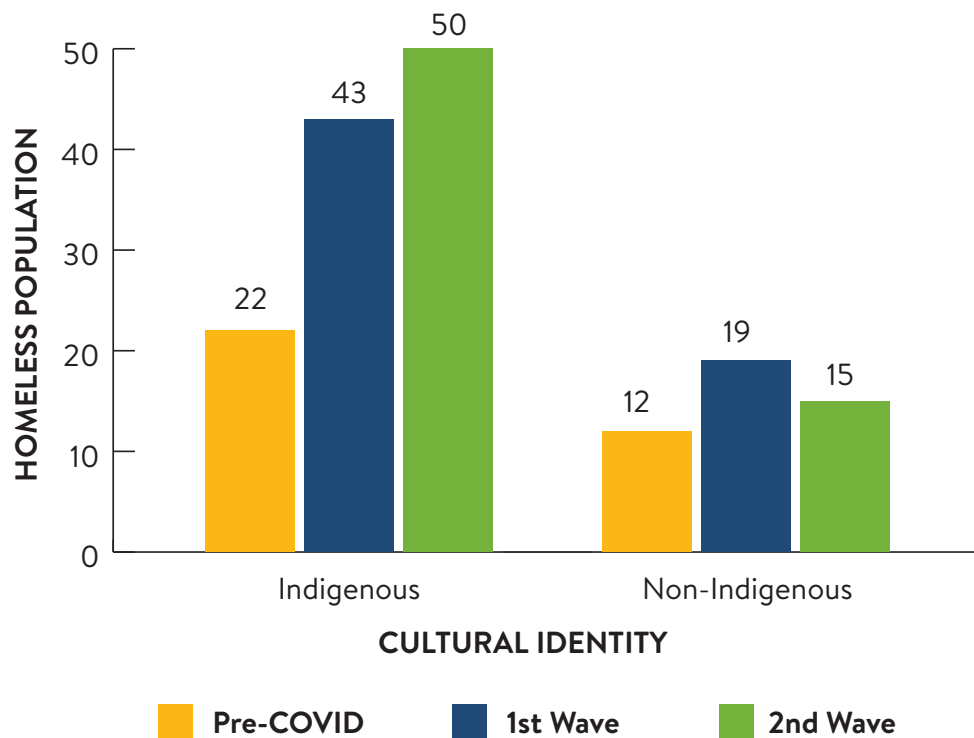


Figure 3: Cultural Identity of Homeless Population



Highlights of three Demographic Characteristics

Age (Figure 1):

- During COVID, there was a significant impact on adults homeless in Brandon. The number of adult homeless individuals doubled during the 1st wave, from 18 to 41 people, when compared to the pre-COVID period. And the numbers kept increasing during the 2nd wave.
- During COVID, Brandon experienced an increase in homeless youth, but less so for seniors. Homeless youth increased by 50% during the 1st wave of COVID, from 8 and 12. The number of seniors remained about the same, 8 to 9 individuals.

Gender Demographics (Figure 2):

- Homeless females significantly increased during the 1st wave. There was a three-fold increase of women homeless during the 1st and 2nd wave, from 7 to 21 persons.
- The number of homeless males increased over the pandemic. Nearly 50% more homeless males were reported in Brandon during the 1st and 2nd waves. Specifically, the numbers climbed from a typical 27 to 40 and 42 during the 1st and 2nd waves. The number of male homeless remained doubled the female homeless population during COVID-19.

Cultural Identity (Figure 3):

- Those identifying as Ingenious and homeless in Brandon experienced significant increases during COVID. Their numbers doubled by the 1st wave of COVID-19 and kept climbing to the 2nd wave, from 22 people to 43 and 50 homeless.
- The number of Other homeless people also doubled by the 1st wave, from 12 to 19 (a 58% increase), then reduced to 15 people by the 2nd wave.

Other Demographics:

- Other demographic variables examined in this study include citizenship status, and veteran status of homeless population in Brandon. However, the data set was too small for further examination.

